



CURTIS

Motor Controllers



Permanent Magnet Motor Speed Controller

Model 1210



CE 



Model 1210



Permanent Magnet Motor Speed Controller

The Curtis Model 1210 Motor Speed Controller provides precise and smooth control of permanent magnet drive motors for battery powered vehicles.

Ideal for 3 and 4 wheel mobility aids (scooters) and light industrial products such as pedestrian sweepers and scrubbers. The Curtis Model 1210's programmability allows it to be used anywhere low power permanent magnet motors are employed.

FEATURES

Smooth and Secure Control

- ▶ Advanced closed-loop speed regulation maintains precise speed over varied terrain, obstacles, curbs and ramps.
- ▶ Linear cutback of current ensures smooth control, even with low batteries or on hot days, with no abrupt loss of power.
- ▶ Speed Limit potentiometer input provides control over the maximum vehicle speed.
- ▶ Proprietary algorithms help prevent gearbox wear while providing smooth starts and reversals.
- ▶ The vehicle is brought to a complete stop before the electromagnetic brakes are applied to prevent harsh jarring.
- ▶ Inhibit line prevents driving while charging.
- ▶ Key-Off Decel function ensures a smooth brake to stop when the key is turned off.
- ▶ Anti roll-back/roll-forward function improves vehicle control on hills and ramps.
- ▶ Internal main contactor provides secure power-off and reverse battery polarity protection.

Easy Installation and Setup

- ▶ Over 40 parameters can be easily programmed with Model 1311 handheld or 1314 PC programmers, or direct from factory.
- ▶ Interfaces to several throttle types, including wigwag (center-off).
- ▶ Simplified troubleshooting and diagnostics.
- ▶ Standard 18 pin Molex and Fast-on terminals provide proven robust connection.



Model 1210

Permanent Magnet Motor Speed Controller



FEATURES continued

Valuable Additional Features

- ▶ Push-Switch input releases the brake and allows the motor to free-wheel.
- ▶ Push-Too-Fast software restricts vehicle top speed, even with the key off.
- ▶ Built-in functions simplify the wiring needed to add a seat lift.
- ▶ Multi-mode provides for two distinct and programmable control modes (indoor/outdoor modes).
- ▶ Power Saver function deactivates the main contactor after a period of non-use to reduce battery drain.
- ▶ Battery Discharge Indicator output option provides an accurate signal of the battery charge.

Meets or complies with relevant US and International Regulations

The Curtis Model 1210 motor speed controller is designed to meet:

- ▶ EN 12184
- ▶ EN 55022
- ▶ IEC 801
- ▶ FDA documentation filed
- ▶ TÜV Certified

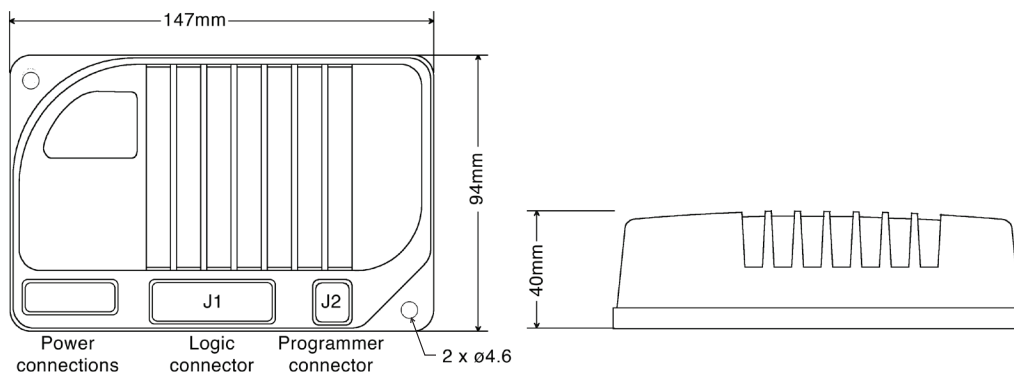
Robust Safety and Reliability

- ▶ Unique power design produces low RF emissions to meet stringent medical limits.
- ▶ High RF immunity prevents speed variation and shutdowns in noisy RF environments.
- ▶ Controller power circuits and microprocessor software are continuously monitored for proper operation.
- ▶ System start-up checks detect a defective throttle, brake, or associated wiring and disables drive.
- ▶ Reverse Beeper function alerts bystanders.

MODEL CHART

Model No.	Voltage Rating (Volts)	Drive Current
1210-22XX	24	45A
1210-24XX	24	70A

DIMENSIONS mm

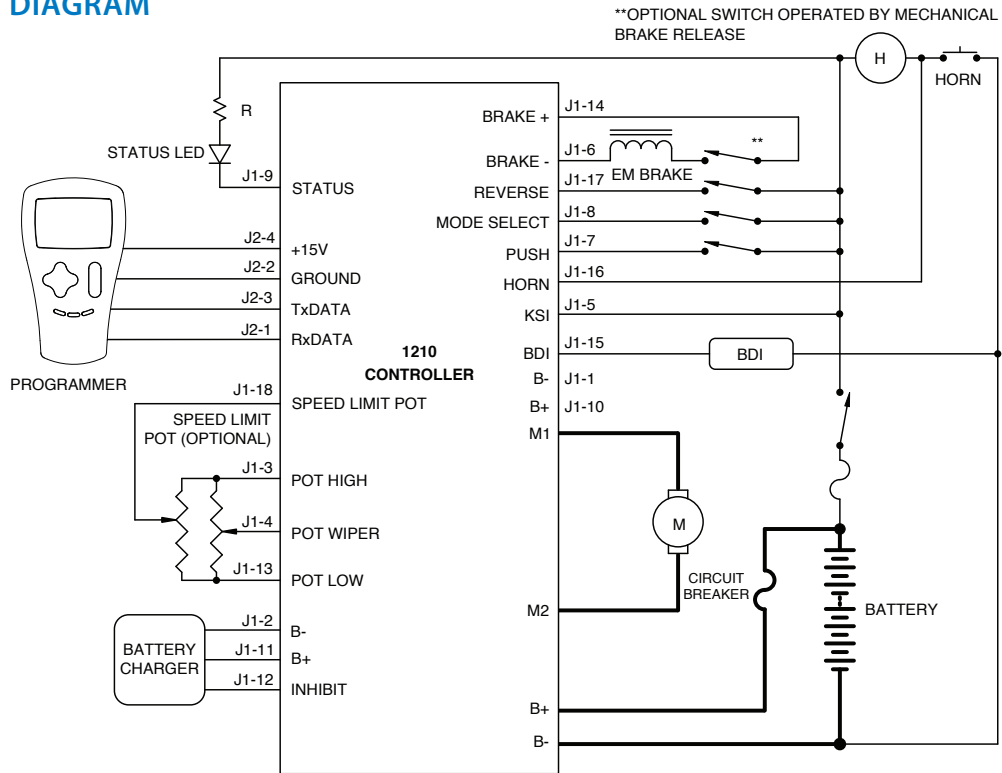


Model 1210

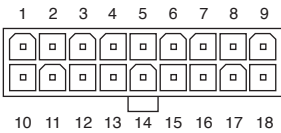
Permanent Magnet Motor Speed Controller



TYPICAL WIRING DIAGRAM

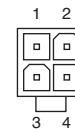


J1



Pin	Description	Pin	Description
1	B-	10	B+
2	B-	11	B+
3	POT High	12	Inhibit
4	POT Wiper	13	POT Low
5	Keyswitch	14	Brake Output
6	Brake Input	15	BDI
7	Push Switch	16	Horn
8	Mode Switch	17	Reverse Switch
9	Status LED	18	Speed Limit/POT Wiper

J2



Pin	Description
1	Receive Data
2	Ground
3	Transmit Data
4	+15V Supply

WARRANTY Two year limited warranty from time of delivery.

The Curtis Difference 
You feel it when you drive it



is a trademark of Curtis Instruments, Inc.

Specifications subject to change without notice

©2016 Curtis Instruments, Inc.

50123 REV C 9/16